



GENERAL PRACTICE ALERT STATE SITREP | 09.08.2024

LANCASHIRE & CUMBRIA DATA

GPAS STATUS

OPEL CONVERSION

CLINICAL ACTIVITY

RETURN RATE

OPEL

2

23/1000

41%

IMPORTANT FIGURES

304,710

MIN NUMBER OF PATIENTS COVERED BY AMBER + PRACTICES (1)

261,972

INDICATIVE NUMBER OF PATIENT CONTACTS IN GENERAL PRACTICE THIS WEEK (2)

LOCALITY DATA

GPAS STATUS OPEL STATUS CLINICAL ACTIVITY RETURN RATES

Blackpool

Insufficient responses

Fylde & Wyre

2

34/1000

50%

Morecambe Bay

3

19/1000

52%

West Lancs

1

28/1000

47%

Greater Preston

Insufficient responses

Chorley & S. Ribble

Insufficient responses

East Lancs

2

19/1000

42%

Blackburn W/Darwen

Insufficient responses


North Cumbria

3

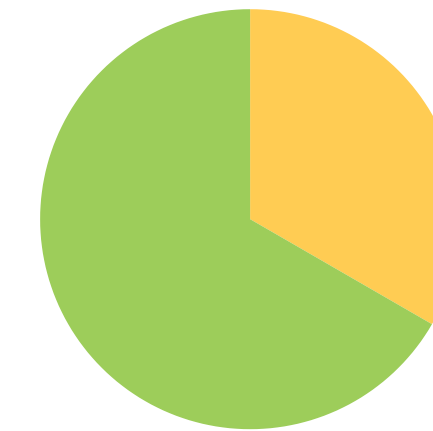
29/1000

44%

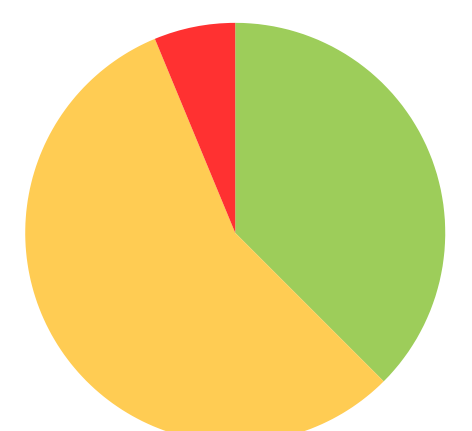
Blackpool



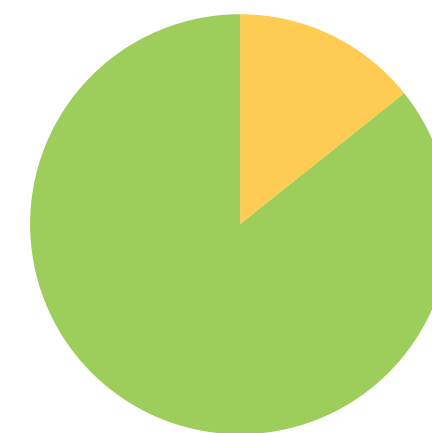
Fylde & Wyre




Morecambe Bay




West Lancs



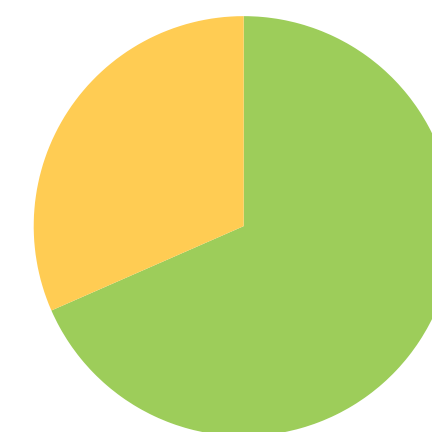
Greater Preston




Chorley & S. Ribble



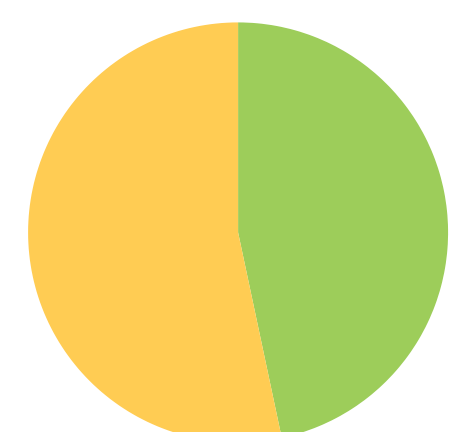
East Lancs



Blackburn W/Darwen



North Cumbria



A SELECTION OF THIS WEEK'S PRACTICE COMMENTS

No further support required. Higher than usual activity Triage for Monday 5th August 2024. Unable to clear/ catch up. We've continued to have sickness in clinical and non-clinical teams in addition to annual leave. All of our services are fully utilised and we routinely divert to alternatives once we are full.

GPAS CHANGE SINCE LAST SITREP

	Last Week	This Week	Trend	Note
Blackpool				
Fylde & Wyre				
Morecambe Bay				
West Lancs				
Greater Preston				
Chorley & S. Ribble				
East Lancs				
Blackburn W/Darwen				
North Cumbria				

A QUICK GUIDE TO THE GPAS STATES

- Practice will fail within one month. Urgent system intervention required.
- Sustainable in the short term. Needs system support.
- Sustainable in the medium term (6 months max). Probably needs system support.
- Fully Sustainable.

LMC NOTE:

Please continue to share your data with us so that we can ensure the system is aware of any capacity and demand concerns pertaining to General Practice.

(1) This figure is accurate and is the sum of the list sizes submitting from those Practices registering as amber, Red and Black
 (2) This figure is approximate and calculated by using the clinical activity figure for Lancashire & Cumbria multiplied by 5